



**Wessex**  
Academic Health  
Science Network



# Electronic Repeat Dispensing (eRD) eRD Practice checklist and PDSA cycle

**Medicines Optimisation | Wessex**

May 2020



## eRD Checklist –

Are you ready to set-up eRD?

Preparing for implementation of eRD naturally falls

into a PDSA cycle. Using this as a guide may help to structure your project.

This is a summary slide. Use slides 3-6 for more detail

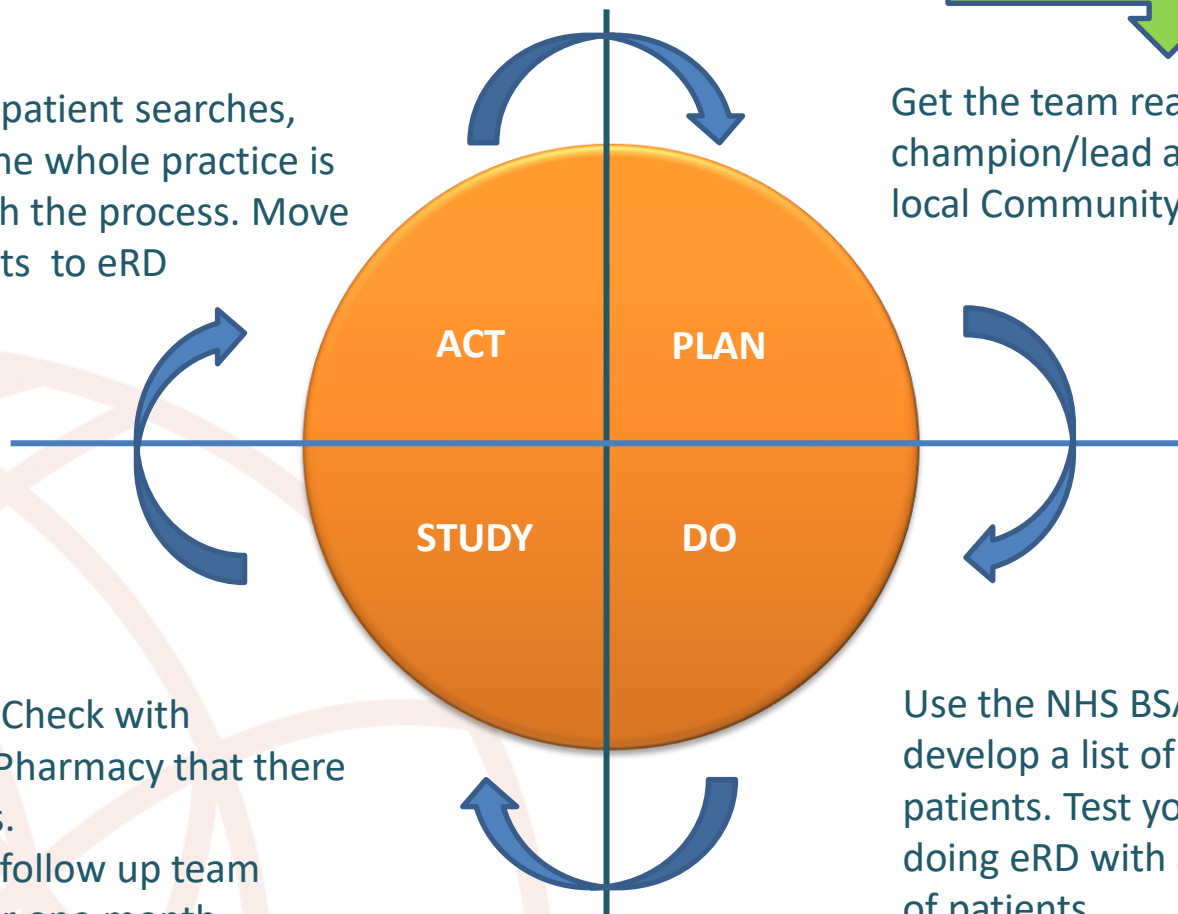


**Wessex**  
Academic Health  
Science Network



Widen your patient searches, make sure the whole practice is involved with the process. Move more patients to eRD

Get the team ready, choose a champion/lead and liaise with local Community Pharmacies.



How was it? Check with Community Pharmacy that there are no issues. Then have a follow up team meeting after one month.

Use the NHS BSA data to develop a list of suitable patients. Test your process by doing eRD with a small number of patients.



# PLAN



Plan	Done <input checked="" type="checkbox"/>
Nominate an eRD Lead or Champion.	
Agree as a practice team that eRD should be used to improve efficiency of repeat prescribing and give team members the opportunity to voice concerns.	
Agree an implementation plan between the practice manager, lead GP and the pharmacist (if practice or PCN has one)	
Speak to local Pharmacies to discuss how this will work. Your local pharmacy may already do eRD for other GP practices and may have some useful tips for success!	
Check that key members of reception staff are aware of eRD and how it works. Use the NECS e-learning tool <a href="https://learning.necsu.nhs.uk/nhs-digital-electronic-repeat-dispensing-elearning/">https://learning.necsu.nhs.uk/nhs-digital-electronic-repeat-dispensing-elearning/</a> which includes the SystemOne, EMIS and Vision processes	
Discuss with Practice Patient Participation Group (PPG), allowing them to voice their concerns.	
Communicate the project across the area (CCG/pharmacy/practice)	
Display clear patient comms in the practice and engage patient population, including a link to BSA patient web page <a href="https://www.nhsbsa.nhs.uk/help-nhs-prescription-costs/electronic-prescriptions">https://www.nhsbsa.nhs.uk/help-nhs-prescription-costs/electronic-prescriptions</a> .	

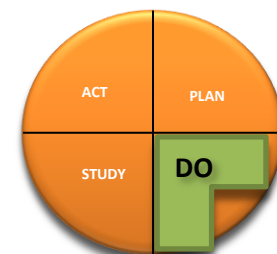




# DO



Do		Done <input checked="" type="checkbox"/>
First	Request and receive patient data from NHS BSA, data will include the NHS number of people who have had the same medicines for 12 months or more.	
	Ensure listed patients can be reviewed/screened by a clinician for eRD suitability.	
	Plan communication processes with community pharmacy and patients, referring to eRD web page, Dorset and NE Hants for ideas/examples <a href="https://wessexahsn.org.uk/projects/120/electronic-repeat-dispensing">https://wessexahsn.org.uk/projects/120/electronic-repeat-dispensing</a>	
	Then...	Establish your process for reviewing/screening patient data from NHS BSA (which of your patients are appropriate for eRD?). <b>At this point it is worth taking a small sample of patient to try your process with.</b>
Establish consent (and nomination if the patient doesn't have one) process for patients who are appropriate for eRD.		
Implement your communication process with community pharmacy and patients.		
Agree process with community pharmacy for their communication with patients.		
Make sure everyone is clear how medication reviews will fit into eRD. Who will do them and when.		
Finally!	Consider your patients' yearly medication review date and ensure a process is implemented to enable these to happen.	

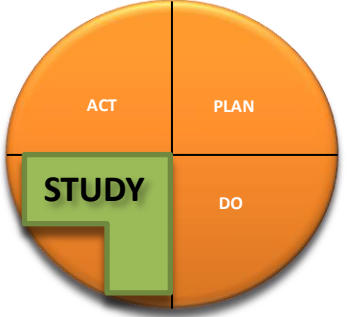




# STUDY



Study	Done <input checked="" type="checkbox"/>
After the first 20 patients, check that all your project stakeholders are still clear on the process.	
Gather feedback from local pharmacies to understand how the process is working for them and how it could be improved.	
Discuss how issues can be dealt with.	
Hold a one-month review with the implementation team (using MSTeams).	

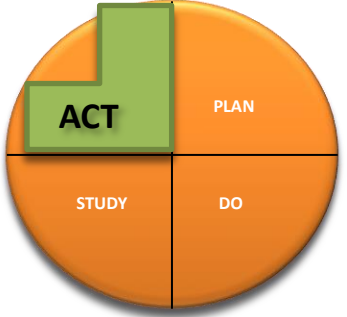




# ACT



Act	Done <input checked="" type="checkbox"/>
Continue process for screening patient data from NHS BSA (which of your patients are appropriate for eRD). <b>At this point review the remainder of your patients.</b>	
Continue consent (and nomination if the patient doesn't have one) process for patients who are appropriate for eRD,	
Continue your communication process with community pharmacy and patients	
Ensure everyone is clear how medication reviews will fit into eRD. Who will do them and when?	







# Measure for success



**Wessex**  
Academic Health  
Science Network

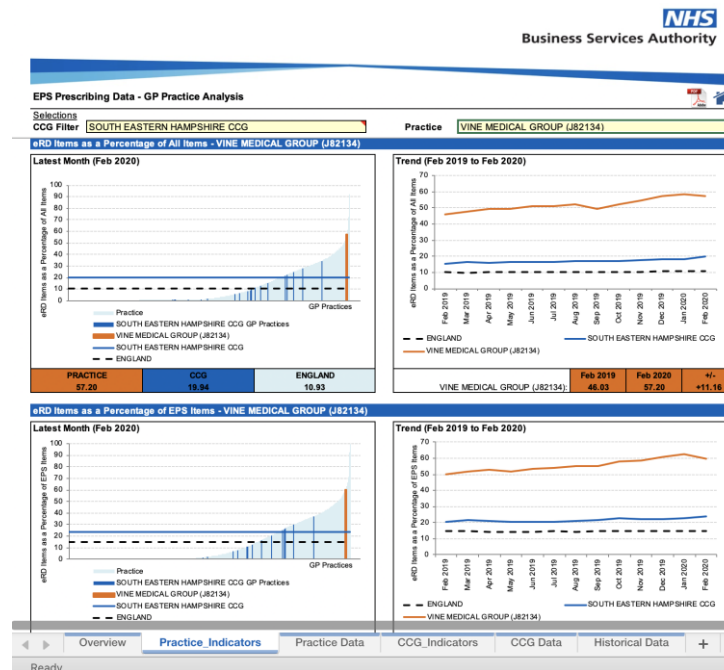
Practices can see their EPS and eRD rates

Go to <https://www.nhsbsa.nhs.uk/epact2/dashboards-and-specifications/electronic-prescription-service-eps-utilisation-dashboard>

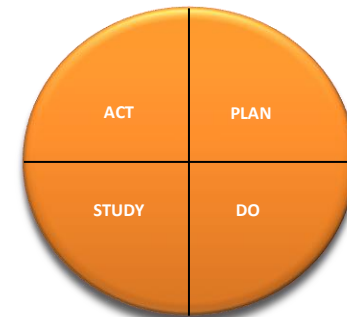
Using the practice dashboard for EPS and eRD: a step-by-step ...

Watch later Share

Compare your practice data with CCG and ENGLAND figures



And track your progress monthly.....  
Good luck.





# RESOURCES



**Wessex**  
Academic Health  
Science Network

## Wessex AHSN eRD Pages

- <https://wessexahsn.org.uk/projects/120/electronic-repeat-dispensing>

## National Webinar with eRD COVID response

- <https://vimeo.com/406845708>

## NECCS e Learning Tool, step-by-step guide to setting up eRD

- <https://learning.necsu.nhs.uk/nhs-digital-electronic-repeat-dispensing-elearning/>

## eRD Handbook

- [https://wessexahsn.org.uk/img/projects/Electronic%20Dispensing%20Handbook Digital WEB S.pdf](https://wessexahsn.org.uk/img/projects/Electronic%20Dispensing%20Handbook%20Digital%20WEB%20S.pdf)

## Patient call crib sheet

- <https://wessexahsn.org.uk/img/projects/Dorset%20CCG%20eRD%20Explaining%20it%20to%20a%20Patient%20March%202020.pdf>

